




GRINDING HELICAL GEAR

齒研削헤리칼기어




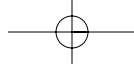
■ 카다로그 규격 : ESHG

● 특징

1. ESG 齒研削 HELICAL GEAR는 비틀림각 21° 31'을 채택하여 생산하고 있으며 모듈 및 잇수 선택이 광범위하며 회전방향 및 스러스트 하중을 좌·우 구분하여 자유롭게 선택할 수 있습니다.
2. 기존 HELICAL GEAR와는 달리 齒研削을 함으로서 고속 회전시 부드러운 회전과 고정밀도를 유지하여 효율 및 정도를 높이고 있습니다.
3. 재질 SCM4종 齒面高周波焼入(HRC 50~55) 되어 있으며 내경가공 및 Key 작업이 용이하도록 제작되었습니다.
4. 조립거리 구하는 공식 $\frac{m(Z1+Z2)}{2 \cos\beta}$

- 齒研削 HELICAL GEAR의 종류 : -모듈 M1.5~M3
-재질 SCM4종





ESHG

GRINDING HELICAL GEAR

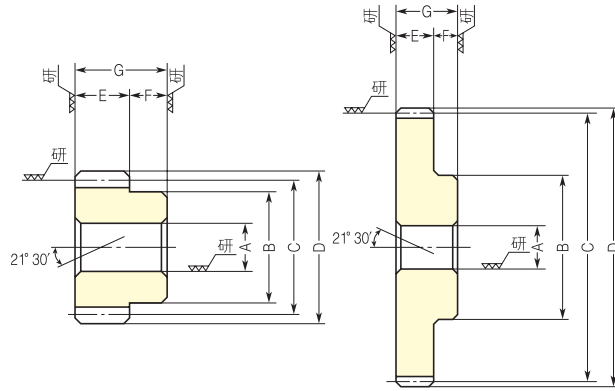

MODULE

1.5

齒研削ヘリカルギ어

- 材質 : SCM4
- 壓力角 : 20°
- 齒面高周波焼入
- 齒面研削
- 비틀림角 : 21° 30'

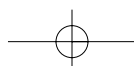
ESHG



MODULE 1.5 (齒幅 12mm)

규격	비틀림 방향	모듈	잇수	내경	보스경	피치원직경	치선원직경	치폭	보스길이	전장	중량 (kg)
		M	Z	A _{H7}	B	C	D	E	F	G	
ESHG1.5-20R	右	1.5	20	12	24	32.24	35.24	12	12	24	0.09
ESHG1.5-20L	左	1.5	20	12	24	32.24	35.24	12	12	24	0.09
ESHG1.5-22R	右	1.5	22	12	26	35.46	38.46	12	12	24	0.11
ESHG1.5-22L	左	1.5	22	12	26	35.46	38.46	12	12	24	0.11
ESHG1.5-24R	右	1.5	24	12	28	38.69	41.69	12	12	24	0.13
ESHG1.5-24L	左	1.5	24	12	28	38.69	41.69	12	12	24	0.13
ESHG1.5-25R	右	1.5	25	12	30	40.30	43.30	12	12	24	0.15
ESHG1.5-25L	左	1.5	25	12	30	40.30	43.30	12	12	24	0.15
ESHG1.5-28R	右	1.5	28	15	36	45.14	48.14	12	12	24	0.19
ESHG1.5-28L	左	1.5	28	15	36	45.14	48.14	12	12	24	0.19
ESHG1.5-30R	右	1.5	30	15	38	48.36	51.36	12	12	24	0.22
ESHG1.5-30L	左	1.5	30	15	38	48.36	51.36	12	12	24	0.22
ESHG1.5-32R	右	1.5	32	15	40	51.59	54.59	12	12	24	0.26
ESHG1.5-32L	左	1.5	32	15	40	51.59	54.59	12	12	24	0.26
ESHG1.5-35R	右	1.5	35	15	42	56.42	59.42	12	12	24	0.30
ESHG1.5-35L	左	1.5	35	15	42	56.42	59.42	12	12	24	0.30
ESHG1.5-36R	右	1.5	36	15	45	58.03	61.03	12	12	24	0.33
ESHG1.5-36L	左	1.5	36	15	45	58.03	61.03	12	12	24	0.33
ESHG1.5-40R	右	1.5	40	15	50	64.48	67.48	12	12	24	0.42
ESHG1.5-40L	左	1.5	40	15	50	64.48	67.48	12	12	24	0.42
ESHG1.5-44R	右	1.5	44	15	50	70.93	73.93	12	12	24	0.47
ESHG1.5-44L	左	1.5	44	15	50	70.93	73.93	12	12	24	0.47
ESHG1.5-45R	右	1.5	45	18	50	72.54	75.54	12	12	24	0.49
ESHG1.5-45L	左	1.5	45	18	50	72.54	75.54	12	12	24	0.49
ESHG1.5-48R	右	1.5	48	18	50	77.38	80.38	12	12	24	0.52
ESHG1.5-48L	左	1.5	48	18	50	77.38	80.38	12	12	24	0.52
ESHG1.5-50R	右	1.5	50	18	60	80.60	83.60	12	12	24	0.63
ESHG1.5-50L	左	1.5	50	18	60	80.60	83.60	12	12	24	0.63
ESHG1.5-60R	右	1.5	60	20	60	96.73	99.73	12	12	24	0.81
ESHG1.5-60L	左	1.5	60	20	60	96.73	99.73	12	12	24	0.81
ESHG1.5-70R	右	1.5	70	20	60	112.85	115.85	12	12	24	1.0
ESHG1.5-70L	左	1.5	70	20	60	112.85	115.85	12	12	24	1.0
ESHG1.5-80R	右	1.5	80	20	70	128.97	131.97	12	12	24	1.4
ESHG1.5-80L	左	1.5	80	20	70	128.97	131.97	12	12	24	1.4

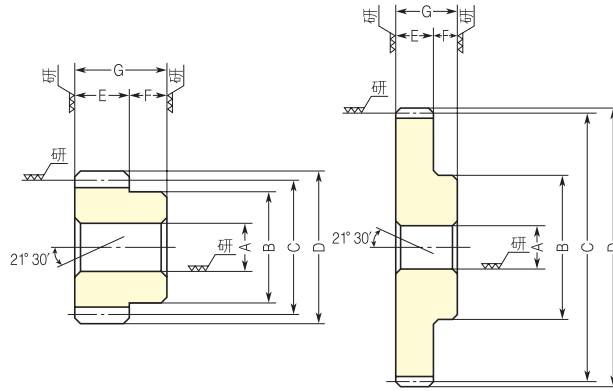
※ 상기 기어의 동력전달효는 52페이지를 참고하십시오.



ESHG GRINDING HELICAL GEAR

MODULE 2 齒研削ヘリカルギ어

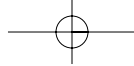
● 材質 : SCM4 ● 壓力角 : 20° ● 齒面高周波焼入 ● 齒面研削 ● 비틀림角 : 21° 30'



MODULE 2 (齒幅 16mm)

규격	비틀림 방향	모듈	잇수	내경	보스경	피치원직경	치선원직경	치폭	보스길이	전장	중량 (kg)
		M	Z	A _{H7}	B	C	D	E	F	G	
ESHG2-15R	右	2	15	12	24	32.24	36.24	16	13	29	0.11
ESHG2-15L	左	2	15	12	24	32.24	36.24	16	13	29	0.11
ESHG2-16R	右	2	16	12	26	34.39	38.39	16	13	29	0.13
ESHG2-16L	左	2	16	12	26	34.39	38.39	16	13	29	0.13
ESHG2-18R	右	2	18	12	30	38.69	42.69	16	13	29	0.17
ESHG2-18L	左	2	18	12	30	38.69	42.69	16	13	29	0.17
ESHG2-20R	右	2	20	15	32	42.99	46.99	16	13	29	0.20
ESHG2-20L	左	2	20	15	32	42.99	46.99	16	13	29	0.20
ESHG2-22R	右	2	22	15	36	47.29	51.29	16	13	29	0.25
ESHG2-22L	左	2	22	15	36	47.29	51.29	16	13	29	0.25
ESHG2-24R	右	2	24	15	38	51.58	55.58	16	13	29	0.30
ESHG2-24L	左	2	24	15	38	51.58	55.58	16	13	29	0.30
ESHG2-25R	右	2	25	15	40	53.73	57.73	16	13	29	0.33
ESHG2-25L	左	2	25	15	40	53.73	57.73	16	13	29	0.33
ESHG2-28R	右	2	28	15	45	60.18	64.18	16	13	29	0.43
ESHG2-28L	左	2	28	15	45	60.18	64.18	16	13	29	0.43
ESHG2-30R	右	2	30	18	50	64.48	68.48	16	13	29	0.50
ESHG2-30L	左	2	30	18	50	64.48	68.48	16	13	29	0.50
ESHG2-32R	右	2	32	18	50	68.78	72.78	16	13	29	0.55
ESHG2-32L	左	2	32	18	50	68.78	72.78	16	13	29	0.55
ESHG2-35R	右	2	35	18	50	75.23	79.23	16	13	29	0.63
ESHG2-35L	左	2	35	18	50	75.23	79.23	16	13	29	0.63
ESHG2-36R	右	2	36	18	50	77.38	81.38	16	13	29	0.65
ESHG2-36L	左	2	36	18	50	77.38	81.38	16	13	29	0.65
ESHG2-40R	右	2	40	20	60	85.98	89.98	16	13	29	0.85
ESHG2-40L	左	2	40	20	60	85.98	89.98	16	13	29	0.85
ESHG2-44R	右	2	44	20	60	94.58	98.58	16	13	29	0.98
ESHG2-44L	左	2	44	20	60	94.58	98.58	16	13	29	0.98
ESHG2-45R	右	2	45	20	60	96.73	100.73	16	13	29	1.0
ESHG2-45L	左	2	45	20	60	96.73	100.73	16	13	29	1.0
ESHG2-48R	右	2	48	20	60	103.17	107.17	16	13	29	1.1
ESHG2-48L	左	2	48	20	60	103.17	107.17	16	13	29	1.1
ESHG2-50R	右	2	50	25	60	107.47	111.47	16	13	29	1.2
ESHG2-50L	左	2	50	25	60	107.47	111.47	16	13	29	1.2
ESHG2-60R	右	2	60	25	65	128.97	132.97	16	13	29	1.6
ESHG2-60L	左	2	60	25	65	128.97	132.97	16	13	29	1.6
ESHG2-70R	右	2	70	25	70	150.47	154.47	16	13	29	2.2
ESHG2-70L	左	2	70	25	70	150.47	154.47	16	13	29	2.2
ESHG2-80R	右	2	80	25	80	171.96	175.96	16	13	29	2.9
ESHG2-80L	左	2	80	25	80	171.96	175.96	16	13	29	2.9

※ 상기 기어의 동력전달표는 52페이지를 참고하십시오.



ESHG

GRINDING HELICAL GEAR

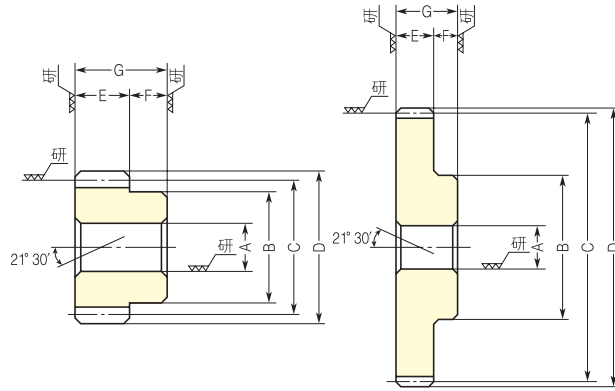

MODULE

2.5

齒研削ヘリカルギ어

- 材質 : SCM4
- 壓力角 : 20°
- 齒面高周波焼入
- 齒面研削
- 비틀림角 : 21° 30'

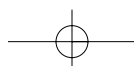
ESHG



MODULE 2.5 (齒幅 20mm)

규격	비틀림 방향	모듈	잇수	내경	보스경	피치원직경	치선원직경	치폭	보스길이	전장	중량 (kg)
		M	Z	A _{H7}	B	C	D	E	F	G	
ESHG2.5-15R	右	2.5	15	15	30	40.30	45.30	20	14	34	0.21
ESHG2.5-15L	左	2.5	15	15	30	40.30	45.30	20	14	34	0.21
ESHG2.5-16R	右	2.5	16	15	32	42.99	47.99	20	14	34	0.25
ESHG2.5-16L	左	2.5	16	15	32	42.99	47.99	20	14	34	0.25
ESHG2.5-18R	右	2.5	18	15	38	48.36	53.36	20	14	34	0.34
ESHG2.5-18L	左	2.5	18	15	38	48.36	53.36	20	14	34	0.34
ESHG2.5-20R	右	2.5	20	18	40	53.73	58.73	20	14	34	0.39
ESHG2.5-20L	左	2.5	20	18	40	53.73	58.73	20	14	34	0.39
ESHG2.5-22R	右	2.5	22	18	44	59.11	64.11	20	14	34	0.49
ESHG2.5-22L	左	2.5	22	18	44	59.11	64.11	20	14	34	0.49
ESHG2.5-24R	右	2.5	24	18	48	64.48	69.48	20	14	34	0.60
ESHG2.5-24L	左	2.5	24	18	48	64.48	69.48	20	14	34	0.60
ESHG2.5-25R	右	2.5	25	20	50	67.17	72.17	20	14	34	0.64
ESHG2.5-25L	左	2.5	25	20	50	67.17	72.17	20	14	34	0.64
ESHG2.5-28R	右	2.5	28	20	60	75.23	80.23	20	14	34	0.87
ESHG2.5-28L	左	2.5	28	20	60	75.23	80.23	20	14	34	0.87
ESHG2.5-30R	右	2.5	30	20	65	80.60	85.60	20	14	34	1.0
ESHG2.5-30L	左	2.5	30	20	65	80.60	85.60	20	14	34	1.0
ESHG2.5-32R	右	2.5	32	20	70	85.98	90.98	20	14	34	1.2
ESHG2.5-32L	左	2.5	32	20	70	85.98	90.98	20	14	34	1.2
ESHG2.5-35R	右	2.5	35	20	70	94.04	99.04	20	14	34	1.3
ESHG2.5-35L	左	2.5	35	20	70	94.04	99.04	20	14	34	1.3
ESHG2.5-36R	右	2.5	36	20	70	96.73	101.73	20	14	34	1.4
ESHG2.5-36L	左	2.5	36	20	70	96.73	101.73	20	14	34	1.4
ESHG2.5-40R	右	2.5	40	25	70	107.47	112.47	20	14	34	1.6
ESHG2.5-40L	左	2.5	40	25	70	107.47	112.47	20	14	34	1.6
ESHG2.5-44R	右	2.5	44	25	75	118.22	123.22	20	14	34	1.9
ESHG2.5-44L	左	2.5	44	25	75	118.22	123.22	20	14	34	1.9
ESHG2.5-45R	右	2.5	45	25	75	120.91	125.91	20	14	34	2.0
ESHG2.5-45L	左	2.5	45	25	75	120.91	125.91	20	14	34	2.0
ESHG2.5-48R	右	2.5	48	25	75	128.97	133.97	20	14	34	2.2
ESHG2.5-48L	左	2.5	48	25	75	128.97	133.97	20	14	34	2.2
ESHG2.5-50R	右	2.5	50	25	80	134.34	139.34	20	14	34	2.4
ESHG2.5-50L	左	2.5	50	25	80	134.34	139.34	20	14	34	2.4
ESHG2.5-60R	右	2.5	60	25	80	161.21	166.21	20	14	34	3.3
ESHG2.5-60L	左	2.5	60	25	80	161.21	166.21	20	14	34	3.3

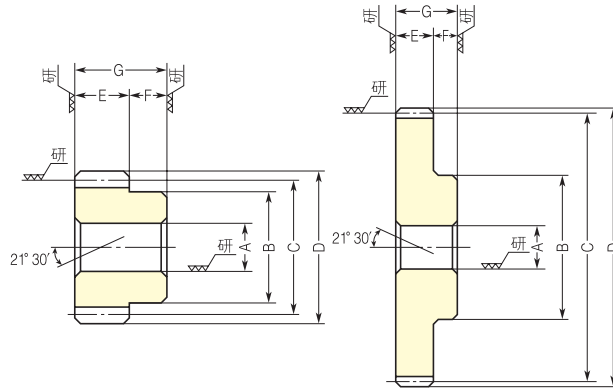
※ 상기 기어의 동력전달효는 53페이지를 참고하십시오.



ESHG GRINDING HELICAL GEAR

MODULE 3 齒研削ヘリカルギ어

● 材質 : SCM4 ● 壓力角 : 20° ● 齒面高周波焼入 ● 齒面研削 ● 비틀림角 : 21° 30'



MODULE 3 (齒幅 25mm)

규격	비틀림 방향	모듈	잇수	내경	보스경	피치원직경	치선원직경	치폭	보스길이	전장	중량 (kg)
		M	Z	A _{H7}	B	C	D	E	F	G	
ESHG3-15R	右	3	15	18	36	48.36	54.36	25	16	41	0.36
ESHG3-15L	左	3	15	18	36	48.36	54.36	25	16	41	0.36
ESHG3-16R	右	3	16	18	38	51.58	57.58	25	16	41	0.42
ESHG3-16L	左	3	16	18	38	51.58	57.58	25	16	41	0.42
ESHG3-18R	右	3	18	18	40	58.03	64.03	25	16	41	0.53
ESHG3-18L	左	3	18	18	40	58.03	64.03	25	16	41	0.53
ESHG3-20R	右	3	20	20	50	64.48	70.48	25	16	41	0.70
ESHG3-20L	左	3	20	20	50	64.48	70.48	25	16	41	0.70
ESHG3-22R	右	3	22	20	54	70.93	76.93	25	16	41	0.86
ESHG3-22L	左	3	22	20	54	70.93	76.93	25	16	41	0.86
ESHG3-24R	右	3	24	20	58	77.38	83.38	25	16	41	1.0
ESHG3-24L	左	3	24	20	58	77.38	83.38	25	16	41	1.0
ESHG3-25R	右	3	25	20	60	80.60	86.60	25	16	41	1.1
ESHG3-25L	左	3	25	20	60	80.60	86.60	25	16	41	1.1
ESHG3-28R	右	3	28	20	70	90.28	96.28	25	16	41	1.5
ESHG3-28L	左	3	28	20	70	90.28	96.28	25	16	41	1.5
ESHG3-30R	右	3	30	25	75	96.73	102.73	25	16	41	1.6
ESHG3-30L	左	3	30	25	75	96.73	102.73	25	16	41	1.6
ESHG3-32R	右	3	32	25	75	103.17	109.17	25	16	41	1.8
ESHG3-32L	左	3	32	25	75	103.17	109.17	25	16	41	1.8
ESHG3-35R	右	3	35	25	80	112.85	118.85	25	16	41	2.2
ESHG3-35L	左	3	35	25	80	112.85	118.85	25	16	41	2.2
ESHG3-36R	右	3	36	25	80	116.07	122.07	25	16	41	2.3
ESHG3-36L	左	3	36	25	80	116.07	122.07	25	16	41	2.3
ESHG3-40R	右	3	40	25	80	128.97	134.97	25	16	41	2.7
ESHG3-40L	左	3	40	25	80	128.97	134.97	25	16	41	2.7
ESHG3-44R	右	3	44	25	80	141.87	147.87	25	16	41	3.2
ESHG3-44L	左	3	44	25	80	141.87	147.87	25	16	41	3.2
ESHG3-45R	右	3	45	25	80	145.09	151.09	25	16	41	3.3
ESHG3-45L	左	3	45	25	80	145.09	151.09	25	16	41	3.3
ESHG3-48R	右	3	48	25	85	154.76	160.76	25	16	41	3.8
ESHG3-48L	左	3	48	25	85	154.76	160.76	25	16	41	3.8
ESHG3-50R	右	3	50	30	85	161.21	167.21	25	16	41	4.0
ESHG3-50L	左	3	50	30	85	161.21	167.21	25	16	41	4.0
ESHG3-60R	右	3	60	30	90	193.46	199.46	25	16	41	5.6
ESHG3-60L	左	3	60	30	90	193.46	199.46	25	16	41	5.6

※ 상기 기어의 동력전달표는 53페이지를 참고하십시오.

齒研削 HELICAL GEAR 許容傳達標準動力表(kW)

■ ESHG (MODULE 1.5) 치연삭헤리칼기어

규격	rpm	100	300	600	900	1200	1800
ESHG1.5-20R	0.29	0.87	1.74	2.62	3.49	5.24	
ESHG1.5-20L	0.29	0.87	1.74	2.62	3.49	5.24	
ESHG1.5-22R	0.33	0.99	1.98	2.97	3.96	5.66	
ESHG1.5-22L	0.33	0.99	1.98	2.97	3.96	5.66	
ESHG1.5-24R	0.36	1.10	2.21	3.32	4.43	6.34	
ESHG1.5-24L	0.36	1.10	2.21	3.32	4.43	6.34	
ESHG1.5-25R	0.38	1.16	2.33	3.50	4.67	6.67	
ESHG1.5-25L	0.38	1.16	2.33	3.50	4.67	6.67	
ESHG1.5-28R	0.44	1.34	2.69	4.04	5.39	7.70	
ESHG1.5-28L	0.44	1.34	2.69	4.04	5.39	7.70	
ESHG1.5-30R	0.48	1.46	2.93	4.40	5.87	8.39	
ESHG1.5-30L	0.48	1.46	2.93	4.40	5.87	8.39	
ESHG1.5-32R	0.52	1.58	3.17	4.76	6.05	9.08	
ESHG1.5-32L	0.52	1.58	3.17	4.76	6.05	9.08	
ESHG1.5-35R	0.59	1.77	3.54	5.31	6.74	9.99	
ESHG1.5-35L	0.59	1.77	3.54	5.31	6.74	9.99	
ESHG1.5-36R	0.61	1.83	3.66	5.49	6.98	10.1	
ESHG1.5-36L	0.61	1.83	3.66	5.49	6.98	10.1	
ESHG1.5-40R	0.69	2.07	4.15	6.23	7.91	11.3	
ESHG1.5-40L	0.69	2.07	4.15	6.23	7.91	11.3	
ESHG1.5-44R	0.77	2.32	4.64	6.63	8.85	12.6	
ESHG1.5-44L	0.77	2.32	4.64	6.63	8.85	12.6	
ESHG1.5-45R	0.79	2.38	4.77	6.81	9.08	13.0	
ESHG1.5-45L	0.79	2.38	4.77	6.81	9.08	13.0	
ESHG1.5-48R	0.85	2.57	5.14	7.34	9.79	14.0	
ESHG1.5-48L	0.85	2.57	5.14	7.34	9.79	14.0	
ESHG1.5-50R	0.89	2.69	5.38	7.69	10.2	14.6	
ESHG1.5-50L	0.89	2.69	5.38	7.69	10.2	14.6	
ESHG1.5-60R	1.10	3.31	6.63	9.47	12.0	16.5	
ESHG1.5-60L	1.10	3.31	6.63	9.47	12.0	16.5	
ESHG1.5-70R	1.31	3.94	7.50	11.2	14.3	19.7	
ESHG1.5-70L	1.31	3.94	7.50	11.2	14.3	19.7	
ESHG1.5-80R	1.52	4.56	8.70	12.4	16.6	22.8	
ESHG1.5-80L	1.52	4.56	8.70	12.4	16.6	22.8	

■ ESHG (MODULE 2) 치연삭헤리칼기어

규격	rpm	100	300	600	900	1200	1800
ESHG2-15R	0.45	1.36	2.72	4.08	5.44	8.17	
ESHG2-15L	0.45	1.36	2.72	4.08	5.44	8.17	
ESHG2-16R	0.49	1.49	2.98	4.47	5.96	8.52	
ESHG2-16L	0.49	1.49	2.98	4.47	5.96	8.52	
ESHG2-18R	0.58	1.75	3.51	5.26	7.02	10.0	
ESHG2-18L	0.58	1.75	3.51	5.26	7.02	10.0	
ESHG2-20R	0.67	2.02	4.04	6.06	8.09	11.5	
ESHG2-20L	0.67	2.02	4.04	6.06	8.09	11.5	
ESHG2-22R	0.76	2.29	4.58	6.88	9.17	13.1	
ESHG2-22L	0.76	2.29	4.58	6.88	9.17	13.1	
ESHG2-24R	0.85	2.56	5.13	7.70	9.77	14.6	
ESHG2-24L	0.85	2.56	5.13	7.70	9.77	14.6	
ESHG2-25R	0.90	2.70	5.40	8.11	10.3	15.4	
ESHG2-25L	0.90	2.70	5.40	8.11	10.3	15.4	
ESHG2-28R	1.03	3.11	6.23	9.35	11.8	17.0	
ESHG2-28L	1.03	3.11	6.23	9.35	11.8	17.0	
ESHG2-30R	1.13	3.39	6.79	10.1	12.9	18.5	
ESHG2-30L	1.13	3.39	6.79	10.1	12.9	18.5	
ESHG2-32R	1.22	3.67	7.35	10.5	14.0	20.0	
ESHG2-32L	1.22	3.67	7.35	10.5	14.0	20.0	
ESHG2-35R	1.36	4.10	8.20	11.7	15.6	22.3	
ESHG2-35L	1.36	4.10	8.20	11.7	15.6	22.3	
ESHG2-36R	1.41	4.24	8.48	12.1	16.1	23.1	
ESHG2-36L	1.41	4.24	8.48	12.1	16.1	23.1	
ESHG2-40R	1.60	4.81	9.62	13.7	17.4	26.2	
ESHG2-40L	1.60	4.81	9.62	13.7	17.4	26.2	
ESHG2-44R	1.79	5.38	10.7	15.3	19.5	26.9	
ESHG2-44L	1.79	5.38	10.7	15.3	19.5	26.9	
ESHG2-45R	1.84	5.52	11.0	15.7	20.0	27.6	
ESHG2-45L	1.84	5.52	11.0	15.7	20.0	27.6	
ESHG2-48R	1.98	5.95	11.3	17.0	21.6	29.7	
ESHG2-48L	1.98	5.95	11.3	17.0	21.6	29.7	
ESHG2-50R	2.08	6.24	11.8	17.8	22.6	31.2	
ESHG2-50L	2.08	6.24	11.8	17.8	22.6	31.2	
ESHG2-60R	2.56	7.68	14.6	20.9	27.9	38.4	
ESHG2-60L	2.56	7.68	14.6	20.9	27.9	38.4	
ESHG2-70R	3.04	9.13	17.3	24.9	30.4	42.1	
ESHG2-70L	3.04	9.13	17.3	24.9	30.4	42.1	
ESHG2-80R	3.52	10.5	19.2	28.8	35.2	48.8	
ESHG2-80L	3.52	10.5	19.2	28.8	35.2	48.8	

齒研削 HELICAL GEAR 許容傳達標準動力表(kW)

■ ESHG (MODULE 2.5) 치연삭헤리칼기어

rpm 규격	100	300	600	900	1200	1800
ESHG2.5-15R	0.88	2.65	5.31	7.97	10.6	15.1
ESHG2.5-15L	0.88	2.65	5.31	7.97	10.6	15.1
ESHG2.5-16R	0.97	2.91	5.82	8.74	11.6	16.6
ESHG2.5-16L	0.97	2.91	5.82	8.74	11.6	16.6
ESHG2.5-18R	1.14	3.42	6.85	10.2	13.7	19.5
ESHG2.5-18L	1.14	3.42	6.85	10.2	13.7	19.5
ESHG2.5-20R	1.31	3.95	7.90	11.8	15.0	22.5
ESHG2.5-20L	1.31	3.95	7.90	11.8	15.0	22.5
ESHG2.5-22R	1.49	4.48	8.96	13.4	17.0	24.4
ESHG2.5-22L	1.49	4.48	8.96	13.4	17.0	24.4
ESHG2.5-24R	1.67	5.01	10.0	15.0	19.1	27.3
ESHG2.5-24L	1.67	5.01	10.0	15.0	19.1	27.3
ESHG2.5-25R	1.76	5.28	10.5	15.8	20.1	28.8
ESHG2.5-25L	1.76	5.28	10.5	15.8	20.1	28.8
ESHG2.5-28R	2.03	6.09	12.1	17.4	23.2	33.2
ESHG2.5-28L	2.03	6.09	12.1	17.4	23.2	33.2
ESHG2.5-30R	2.21	6.63	13.2	18.9	25.2	36.2
ESHG2.5-30L	2.21	6.63	13.2	18.9	25.2	36.2
ESHG2.5-32R	2.39	7.18	14.3	20.5	26.1	39.1
ESHG2.5-32L	2.39	7.18	14.3	20.5	26.1	39.1
ESHG2.5-35R	2.67	8.01	16.0	22.8	29.1	40.0
ESHG2.5-35L	2.67	8.01	16.0	22.8	29.1	40.0
ESHG2.5-36R	2.76	8.28	16.5	23.6	30.1	41.4
ESHG2.5-36L	2.76	8.28	16.5	23.6	30.1	41.4
ESHG2.5-40R	3.13	9.39	17.8	26.8	34.1	46.9
ESHG2.5-40L	3.13	9.39	17.8	26.8	34.1	46.9
ESHG2.5-44R	3.50	10.5	20.0	28.6	38.2	52.5
ESHG2.5-44L	3.50	10.5	20.0	28.6	38.2	52.5
ESHG2.5-45R	3.59	10.7	20.5	29.4	39.2	53.9
ESHG2.5-45L	3.59	10.7	20.5	29.4	39.2	53.9
ESHG2.5-48R	3.87	11.6	22.1	31.7	42.2	58.1
ESHG2.5-48L	3.87	11.6	22.1	31.7	42.2	58.1
ESHG2.5-50R	4.06	12.1	23.2	33.2	44.3	60.9
ESHG2.5-50L	4.06	12.1	23.2	33.2	44.3	60.9
ESHG2.5-60R	5.00	15.0	28.5	40.9	50.0	69.2
ESHG2.5-60L	5.00	15.0	28.5	40.9	50.0	69.2

■ ESHG (MODULE 3) 치연삭헤리칼기어

rpm 규격	100	300	600	900	1200	1800
ESHG3-15R	1.59	4.78	9.57	14.3	19.1	27.3
ESHG3-15L	1.59	4.78	9.57	14.3	19.1	27.3
ESHG3-16R	1.74	5.24	10.4	15.7	19.9	29.9
ESHG3-16L	1.74	5.24	10.4	15.7	19.9	29.9
ESHG3-18R	2.05	6.17	12.3	18.5	23.5	33.6
ESHG3-18L	2.05	6.17	12.3	18.5	23.5	33.6
ESHG3-20R	2.37	7.11	14.2	21.3	27.0	38.7
ESHG3-20L	2.37	7.11	14.2	21.3	27.0	38.7
ESHG3-22R	2.68	8.06	16.1	23.0	30.7	43.9
ESHG3-22L	2.68	8.06	16.1	23.0	30.7	43.9
ESHG3-24R	3.00	9.02	18.0	25.7	34.3	49.2
ESHG3-24L	3.00	9.02	18.0	25.7	34.3	49.2
ESHG3-25R	3.16	9.50	19.0	27.1	36.2	51.8
ESHG3-25L	3.16	9.50	19.0	27.1	36.2	51.8
ESHG3-28R	3.65	10.9	21.9	31.3	39.8	59.7
ESHG3-28L	3.65	10.9	21.9	31.3	39.8	59.7
ESHG3-30R	3.98	11.9	23.8	34.1	43.4	60.3
ESHG3-30L	3.98	11.9	23.8	34.1	43.4	60.3
ESHG3-32R	4.31	12.9	24.6	36.9	47.0	64.6
ESHG3-32L	4.31	12.9	24.6	36.9	47.0	64.6
ESHG3-35R	4.80	14.4	27.4	40.6	52.4	72.0
ESHG3-35L	4.80	14.4	27.4	40.6	52.4	72.0
ESHG3-36R	4.97	14.9	28.4	41.4	54.2	74.5
ESHG3-36L	4.97	14.9	28.4	41.4	54.2	74.5
ESHG3-40R	5.63	16.9	32.2	46.1	61.4	84.5
ESHG3-40L	5.63	16.9	32.2	46.1	61.4	84.5
ESHG3-44R	6.30	18.9	36.0	51.5	63.0	87.3
ESHG3-44L	6.30	18.9	36.0	51.5	63.0	87.3
ESHG3-45R	6.47	19.4	36.9	52.9	64.7	89.6
ESHG3-45L	6.47	19.4	36.9	52.9	64.7	89.6
ESHG3-48R	6.97	20.9	39.8	57.0	69.7	96.6
ESHG3-48L	6.97	20.9	39.8	57.0	69.7	96.6
ESHG3-50R	7.31	21.9	41.7	59.8	73.1	101
ESHG3-50L	7.31	21.9	41.7	59.8	73.1	101
ESHG3-60R	9.00	27.0	49.1	67.5	90.0	124
ESHG3-60L	9.00	27.0	49.1	67.5	90.0	124